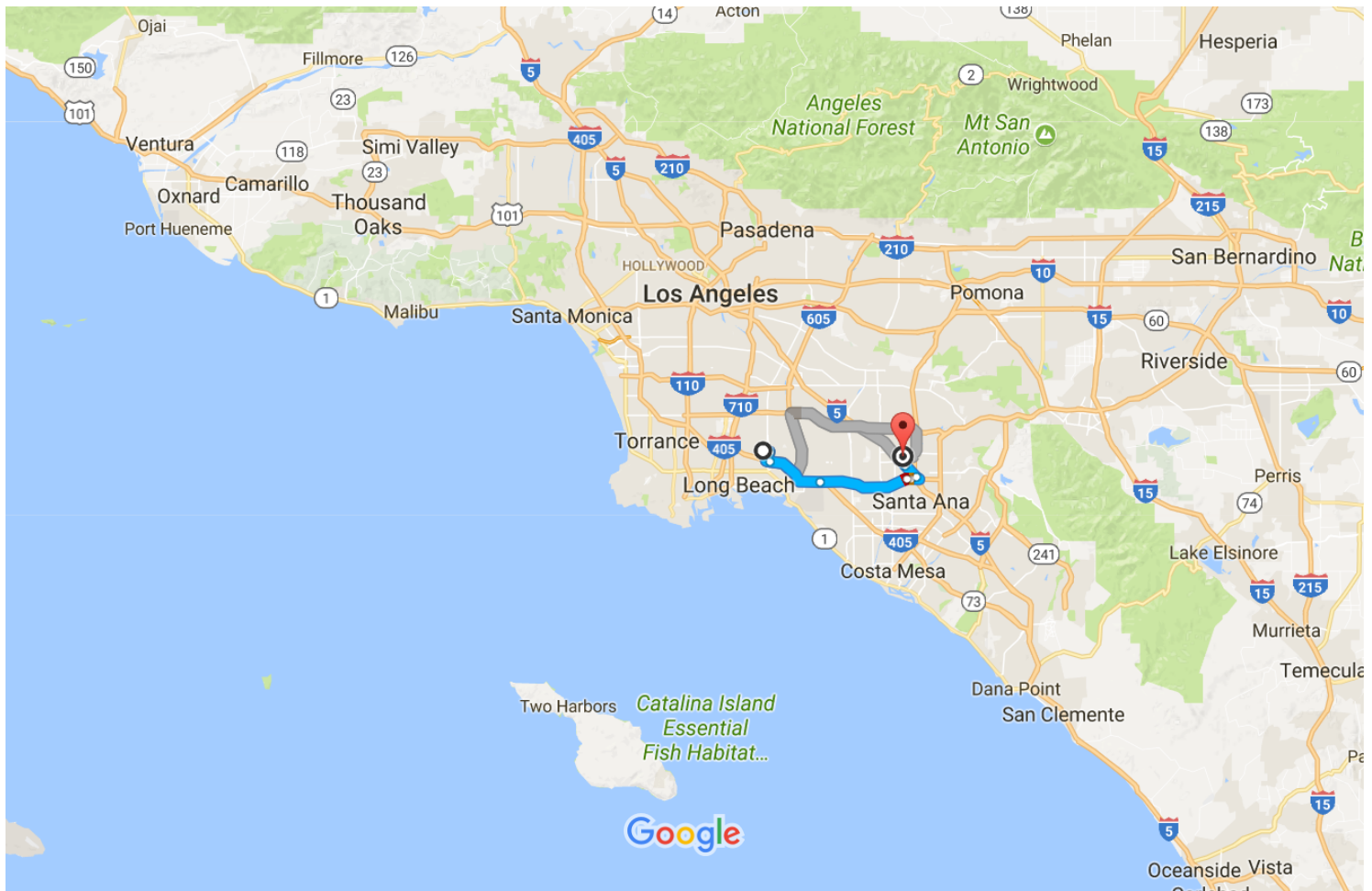




Long Beach Airport, Long Beach, CA to Electron Beam Engineering, Inc.

Drive 21.7 miles, 26 min

Address: 1425 South Allec Street, Anaheim, CA 92805 | Phone (714) 491-5990



Map data ©2017 Google 10 mi

Long Beach Airport

4100 Donald Douglas Dr, Long Beach, CA 90808

Get on I-405 S from N Lakewood Blvd

- ↑ 1. Head east on Donald Douglas Dr toward N Lakewood Blvd 3 min (1.5 mi)

- ➡ 2. Turn right onto N Lakewood Blvd 39 ft


- ⬆️ 3. Use the right 2 lanes to take the I-405 S ramp 1.0 mi


- ⬇️ 4. Keep left at the fork and merge onto I-405 S 0.4 mi


- 0.1 mi


Continue on I-405 S. Take CA-22 E/Garden Grove Fwy to S Anaheim Way in Anaheim. Take exit 109 from I-5 N


19 min (19.1 mi)


-  5. Merge onto I-405 S 6.0 mi


-  6. Use the right 2 lanes to keep right at the fork and stay on I-405 S 0.1 mi


-  7. Keep right at the fork to continue on CA-22 E/Garden Grove Fwy, follow signs for Garden Grove 9.3 mi

-  8. Take exit 14A-14B-14C-14D for I-5/Bristol St/The City Dr toward CA-57 0.1 mi


-  9. Keep left to continue toward I-5 N 0.4 mi


-  10. Keep left to continue on Exits 14C-14D, follow signs for I-5 N/CA-57 N 1.2 mi


-  11. Keep left at the fork, follow signs for I-5 N/Los Angeles and merge onto I-5 N 1.7 mi


-  12. Take exit 109 toward Katella Ave/Disney Way/Civic Center/Disneyland 0.3 mi


Take S Lewis St to S Allec St


-  13. Use the right lane to merge onto S Anaheim Way 3 min (1.0 mi)

-  14. Turn right onto E Katella Ave 456 ft

-  15. Turn left onto S Lewis St 0.2 mi

-  16. Turn left onto E Cerritos Ave 0.5 mi

-  17. Turn left onto S Allec St 0.1 mi

-  17. Turn right onto S Allec St 0.1 mi

Electron Beam Engineering, Inc.

1425 S Allec St, Anaheim, CA 92805

These directions are for planning purposes only. You may find that construction projects, traffic, weather, or other events may cause conditions to differ from the map results, and you should plan your route accordingly. You must obey all signs or notices regarding your route.